

# MINECRAFT


## MARIGOLD MINECRAFT SERVER GUIDE

Using the Marigold Minecraft Server, players on library computers can play with users at any Marigold member library.

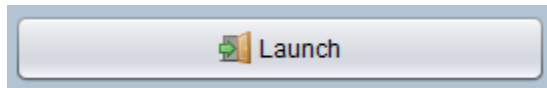
1. Click on the Minecraft icon on the computer desktop



2. Choose Start MinecraftEdu



3. Click Launch



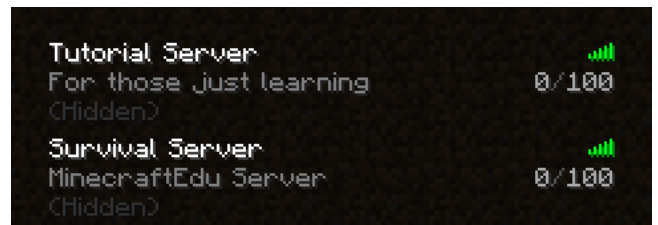
4. Enter your name, choose gender and click Continue



5. Choose Multiplayer. This allows you to join the Marigold server and play with others logged in at all Marigold libraries.



6. Choose server - either Tutorial Server to learn how to play or the Survival Server - and click Join



7. Choose your avatar appearance and click connect



Visit the MINECRAFT WIKI:  
[http://minecraft.gamepedia.com/Minecraft\\_Wiki](http://minecraft.gamepedia.com/Minecraft_Wiki)